Dear Parents,

The holiday season, often associated with joy and relaxation, also presents a golden opportunity through homework for meaningful engagement with learning and creative exploration. Designed to nurture creativity and critical thinking, the allocated assignments and tasks are structured to be engaging and cultivating deeper understanding.

Guidelines for completion:

1. All homework should be completed in a thin notebook (subject-wise), unless specified otherwise.
2. The work must be original. Ready-made materials should be avoided.
3. The holiday homework will be graded, and marks will be added to the subject enrichment score.

Celebrate the special Bond!

Father's Day: On Father's Day, take the opportunity to create heartfelt memories with your father. Spend time with your father, make him feel special and let him know how much he is valued and loved.

Embodying Magnanimity

Show compassion for the voiceless by placing a bowl of fresh water outside your home to offer respite to birds and stray animals in the summer heat.

Learn, create and return inspired!

Regards
Prabhat Academy

HOLIDAY HOMEWORK
GRADE: V

ENGLISH

Theme: Gratitude, Wellness & Wisdom
(Celebrating Our Gurus, Healers & Inner Strength

Project Title: "My Journal of Gratitude – Words that Heal, Guide, and Stretch!"

What to Do:
Create a creative, decorated Gratitude Journal titled:
"My Journal of Gratitude – Words that Heal, Guide, and Stretch!"
This journal will be divided into three unique sections, inspired by:

1. Guru Purnima – The Guiding Light

2. Doctors' Day – Words That Heal

3. Yoga Day – Poses with a Purpose

Section 1: Guru Purnima – The Guiding Light

Objective: Express appreciation for someone who has guided you.
Activity:

- Write a letter to your Guru – this can be your teacher, parent, elder sibling, or anyone who has helped you grow.

- Use formal letter format (Dear…, Yours lovingly)

- Include:

    - 3 values they have taught you
    - 1 real-life moment when their advice helped you
    - A quote or proverb related to learning or guidance (you can illustrate it too)

Optional Creative Add-on:
Draw a small torch or lamp as a symbol of guidance.

Section 2: National Doctors' Day – Words That Heal

Objective: Learn the power of comforting words.
Activity:

- Imagine you are a child doctor for a day! Create a comic strip with 4-6 panels titled:

  "Dr. Wordsmith – The Doctor Who Heals with Words!"
- Your character heals patients not with medicines, but with encouraging and kind words.
- Create a dialogue-based comic using speech bubbles.
- Use adjectives and phrasal verbs like cheer up, calm down, get better, slow down, breathe in.

Optional Creative Add-on:
Use colors and sketch or paste cut-outs of stethoscope, band-aid, heart, etc

Section 3: International Yoga Day – Aasana's with a Purpose

Objective: Connect yoga with the power of language and mindfulness.
Activity:
- Pick 3 yoga poses you love (e.g., Tree Pose, Cobra Pose, Child's Pose).
- For each Aasana:
  - Write its name and benefit in one line.
  - Create a positive affirmation related to the Aasan (like a mini poem or slogan).
    Example: "Like a tree I stand so tall, rooted strong, I won't fall!"
  - Record your affirmations in your journal in calligraphy or decorated writing.
  - Add stick figures or drawings showing each aasan.

Optional Bonus:
- Create a short "Wellness Pledge" in your own words and decorate it on the last page.

Presentation Guidelines:
- Submit your journal in a decorated file or notebook.
- Use drawings, stickers, washi tape or any creative materials you like.
- Keep your work original and heartfelt – we're looking for effort, not perfection!

SECTION 4: READING



"A book is a dream that you hold in your hands." – Neil Gaiman
This summer, travel through the magical tales of Grandma's Bag of Stories.
Read the first ten stories carefully and choose any **one story** you love most.
Then, complete **one** of the following creative projects:

Option 1: "Grandma's Story Podcast – Tell It Your Way!"
Record a Story Podcast
- Summarise your chosen story in 12–15 lively lines in your own words.
- Record yourself narrating it like a podcast host, using expressions and voice modulation.
- (Optional) Add simple background sounds (e.g., rain, laughter) for effect.

You can send it either via email to **pizone@prabhatacademy.net** or submit it on your class teacher's WhatsApp.

OR

Option 2: "Create a Mood Board – Bring the Story to Life!"
Create a Story Mood Board

- On A3 paper, create a colourful Mood Board for your chosen story.
- Include:
  - Drawings or cut-outs of characters, setting, and key objects.
  - 5–7 describing words (adjectives) for the main characters.
  - 3–4 memorable sentences from the story.
  - A short description of your favourite scene (2–3 lines).

Submission:
Neatly mounted Mood Board, ready for display.

Important:

- Choose either Option 1 or Option 2.
- Ensure you complete the reading of the first ten stories before attempting the project.
- Creativity, originality, and effort will be appreciated!

Submission Date: A week after the vacations are over.
Let your words heal, inspire, and stretch your imagination this summer!

MATHEMATICS

General Instructions:

- Part A is the project.
- Part B is the revision sheet, which is recapitulation of the work which has been done so far.
- The work has to be done on a separate thin notebook. (Both part A and B)
- Attempt the questions neatly and in serial order.

Part A
Journey through Speed Distance and Time

Speed is how much distance is covered in a certain time.
Let's record the speed of family members how fast they can walk. Follow the instructions given below and find the speed.

Instructions :

1. Ask different family members to walk 100 meters.
2. Use a stop watch or phone to record the time each person takes.
3. Use the formula:

Speed = $\frac{Distance}{Time}$

One is done for you- Distance = 100 m

Time = 60 sec

Speed = $\frac{Distance}{Time}$

$= \frac{100\ m}{60 sec} = \frac{5}{3}$ m/sec

S.No	Member	Distance covered	Time taken	Speed

Answer the questions

a. Who walked the fastest?
b. Who was the slowest?
c. What did you learn about speed?

Part B
Revision Worksheet:

Multiple Choice Questions

1. Which one will replace the question mark ?

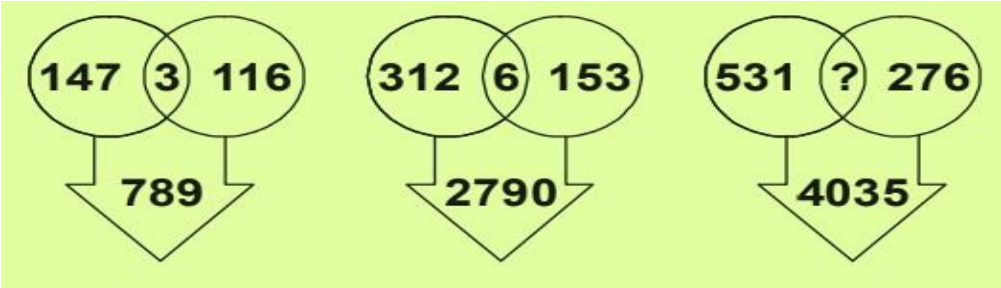

(A) 4 (B) 5 (C) 7 (D) 8

2. If "ICECREAM" is coded as "CICEERMA' then "CHOCOLATES" will be coded as

(A) OHCLOCETAS (B) HCCOLOTASE

(C) COHOCALTES (D) OCOHCTLASE

3. What should be the number in the START box ?

÷ 25 – 18 = 63

(A) 2025 (B) 640 (C) 1120 (D) 207360

4. Every week Suhana saves ₹100 on Monday and ₹200 on Friday but spends ₹150 on Sunday. If this is her total weekly savings, how many weeks would she take to save enough to buy a robotic kit of ₹2100 ?

(A) 52 weeks (B) 46 weeks (C) 7 weeks (D) 14 week

Solve the following-

5. Look at the pictures of a famous monument of Egypt. These are its different views.

Front View Side View Top View

(i) What type of 3-dimensional shape does this monument have?

(ii) Now draw the different views of the CYLINDER shape

(a) Front View (b) Side View (c) Top View

6. Take a look at the currency of Rs 500 note. Observe the important facts and write them in the space provided.



7. Add the following-

a) 34,12,53,999 ; 3,00,56,000 ; 49,21,36,785 ; 3,784

b) 32,00,980 ; 99,56,12,111 ; 2,35,71,000 ; 96, 999

8. Multiply :

a) 72359 × 7689

b) 2035 × 15000

9. Divide the following and check your answer:

a) 478234 ÷ 234

b) 29776365 ÷3459

10. Simplify the following:

a) 16 + 12 ÷ 4 × 5 – 2

b) 310 – (65 – 60 ÷12)

c) 60 – [46 – { 14 ÷ (8 – 1) }]

11. A government project received ₹ 3 crore 45 lakh 25 thousand 2 hundred from one fund and ₹ 2 crore 55 lakh 75 thousand from another fund. If the total fund is distributed equally among 150 districts, how much money does each district get?

12. a.The average distance between the Earth and the Venus is 25,724,767 Km. Estimate the given number to the nearest 10, 100 and 1000.

b.The average distance between the Earth and Mars is 48,678,219 Km. Write the successor and predecessor of the given number.

c. Arrange all the numbers in part a and b in ascending order.

13. A company manufactured 8,75,640 pens in total. After selling 2,35,475 pens, the remaining pens are packed into boxes containing 325 pens each. How many boxes can they make?

14. A cloth factory produced 6,78,345 meters of cloth. If they pack 225 meters in one roll, how many full rolls do they have?

15. Mulltiply 4-digit greatest number with the sum of 6 digit greatest and 5 digit smallest number.

SCIENCE / SST

Be a water saviour

1. Make 2 bookmarks on save water theme

Let's go green

2. Grow plant in used coconut shell or discarded plastic bottles, Jags, broken coffee mugs etc. and bring it to the school.

Green movie review

3. Watch eco themed documentaries or movies like The Lorax our planet, Tapish, One Earth etc, write reviews focusing on environmental lessons learned from the movie in EVS notebook.

General Instructions

- Do all the work neatly in a separate notebook or file as instructed by your teacher.
- Write in good handwriting and avoid spelling mistakes.
- Draw colourful and labelled diagrams wherever required.
- Paste relevant pictures neatly (do not use damaged or unclear images).
- Each project should be well-organised with headings and subheadings.
- Do not copy directly from the internet; write in your own words.
- Submit the assignment on time after the summer vacation.

General Knowledge (GK)

Q.1

Prepare a project on any one Indian state. Include:

- Capital city
- Famous food
- Traditional dress
- Important festivals
- Tourist places
  Paste pictures and write 8–10 lines about the state.

Q.2

Make a “World Monuments” scrapbook. Collect pictures of any five famous monuments of the world and write:

- Name of the monument
- Country where it is located
- One interesting fact about it

Q.3

Prepare a chart showing the “Seven Wonders of the World” with pictures and short descriptions.

Q.4

Write about five great Indian personalities who inspired the nation. Mention:

- Their achievements
- Contributions to society
- Why you admire them

Q.5

Create a “Healthy Lifestyle” project explaining:

- Healthy food habits
- Importance of exercise
- Good daily routines
- Ways to stay fit and active

Computer Project Work

Q.1

Prepare a project on “Evolution of Computers.” Include:

- First generation to modern computers
- Types of computers
- Uses of computers in daily life
- Pictures of different computers

Q.2

Create a colourful chart on “Parts of a Computer” and explain the functions of:

- Monitor
- Keyboard
- Mouse
- CPU
- Printer
- Speakers

Q.3

Write a short project on “Internet Safety Rules.” Explain:

- Safe browsing habits
- Strong passwords
- Cyber safety tips for children
- Responsible use of social media

Q.4

Prepare a PowerPoint presentation on “Uses of Artificial Intelligence in Daily Life” with suitable pictures and examples.

Q.5

Design a project on “Input and Output Devices.” Classify at least five devices under each category with pictures and functions.

Hindi Project Work (Any 3 Only)

Q.1

“मेरा प्रिय त्योहार” विषय पर चित्र सहित परियोजना तैयार कीजिए। उसमें त्योहार का महत्व, मनाने की विधि तथा उससे मिलने वाली सीख लिखिए।

Q.2

“स्वच्छ भारत अभियान” विषय पर परियोजना कार्य तैयार कीजिए। स्वच्छता का महत्व तथा अपने विद्यालय और घर को स्वच्छ रखने के उपाय लिखिए।

Q.3

किसी एक महान स्वतंत्रता सेनानी पर चित्र सहित परियोजना तैयार कीजिए। उनके जीवन, संघर्ष और देश के प्रति योगदान का वर्णन कीजिए।

Q.4

“पेड़ों का महत्व” विषय पर सुंदर चित्रों सहित परियोजना तैयार कीजिए तथा पर्यावरण संरक्षण के उपाय लिखिए।

Q.5

“मेरा सपना” विषय पर रचनात्मक परियोजना तैयार कीजिए। बड़े होकर आप क्या बनना चाहते हैं और क्यों — इसका वर्णन कीजिए।